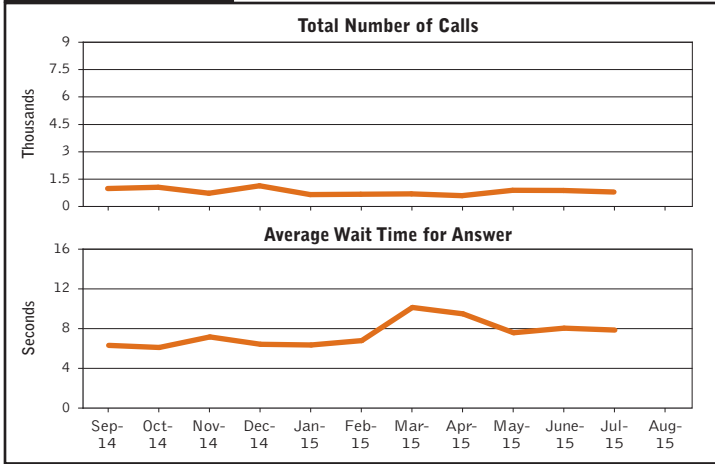
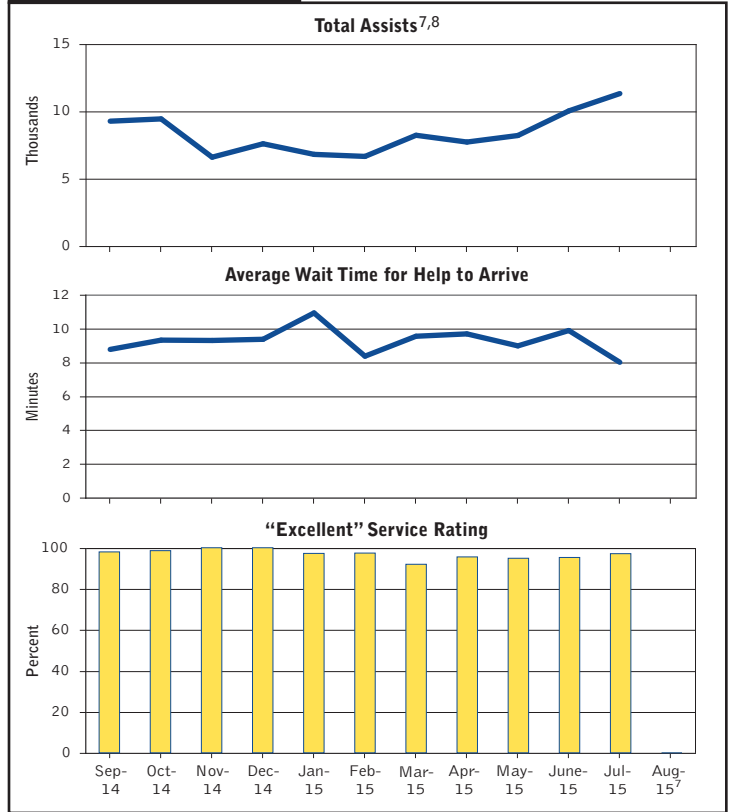


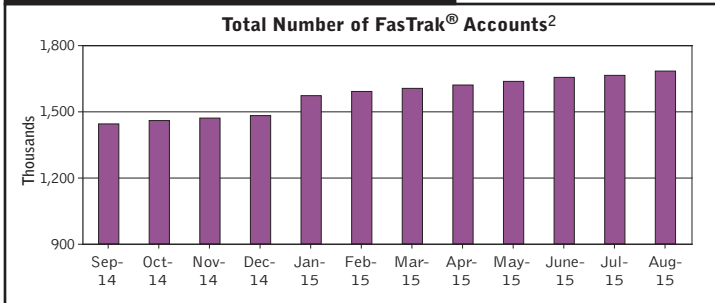
## Call Box Program



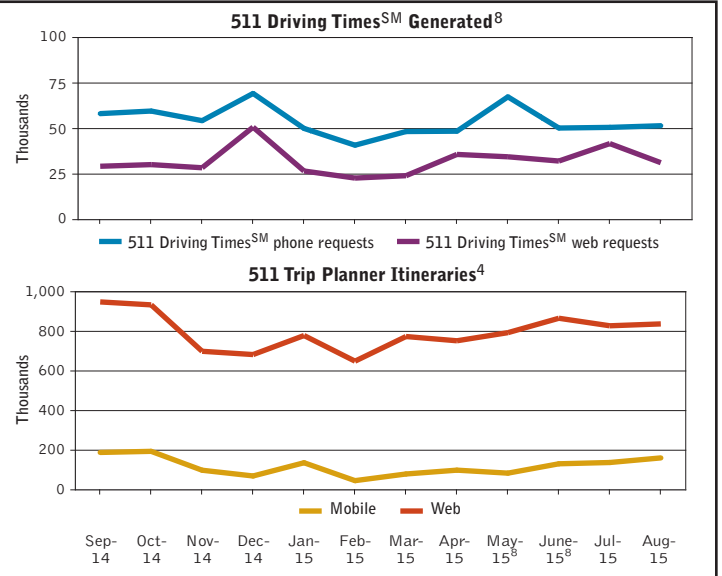
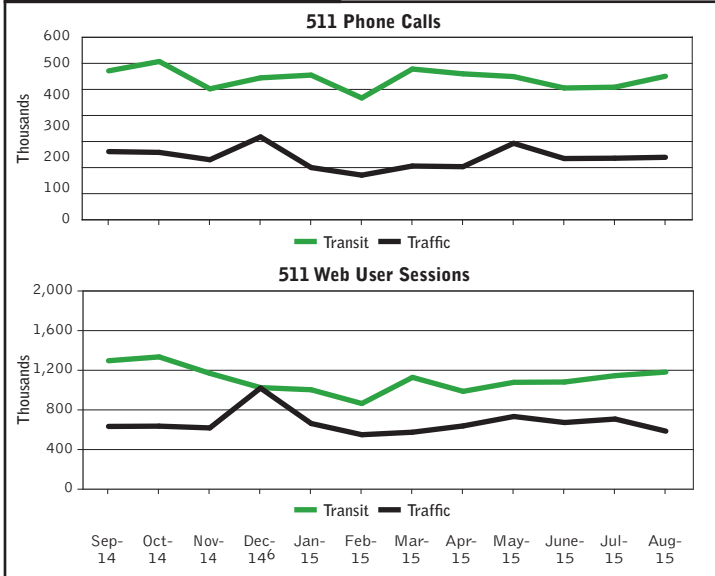
## Freeway Service Patrol




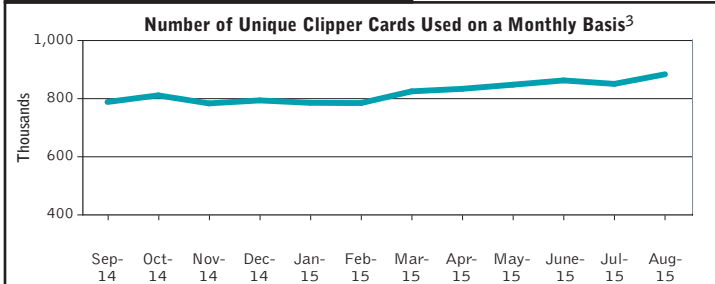
## FasTrak® Electronic Toll Collection<sup>1</sup>



## 511 Phone and Web Usage



## Clipper® Fare Payment System



**Notes:** <sup>1</sup> MTC, as the Bay Area Toll Authority (BATA), assumed responsibility for FasTrak® customer service operations in Jan. 2004. Figures are cumulative.  
<sup>2</sup> Number of debit accounts opened through BATA service center; each account may represent more than one toll tag issued.  
<sup>3</sup> New category as of September 2003; data collected since Aug. 2002  
<sup>4</sup> Number of personalized transit itineraries requested

<sup>5</sup> As of November 2009, refund transactions are counted with add value transactions. This chart includes refunds in the Add Value bars for the past 12 months. (Past reports did not include refunds, which, with few exceptions, have accounted for less than 50 transactions each month.)  
<sup>6</sup> 511 Traffic Web usage saw its highest usage to date in December 2014 due largely to the Severe Weather Rain Storm event and multiple days of protesting throughout the Bay Area.

<sup>7</sup> FSP data for August was unavailable at the time of printing.  
<sup>8</sup> FSP Assist numbers for the most current month are a best estimate, and may be subject to change. Final assist numbers are available at the end of the month, and the report is updated accordingly.